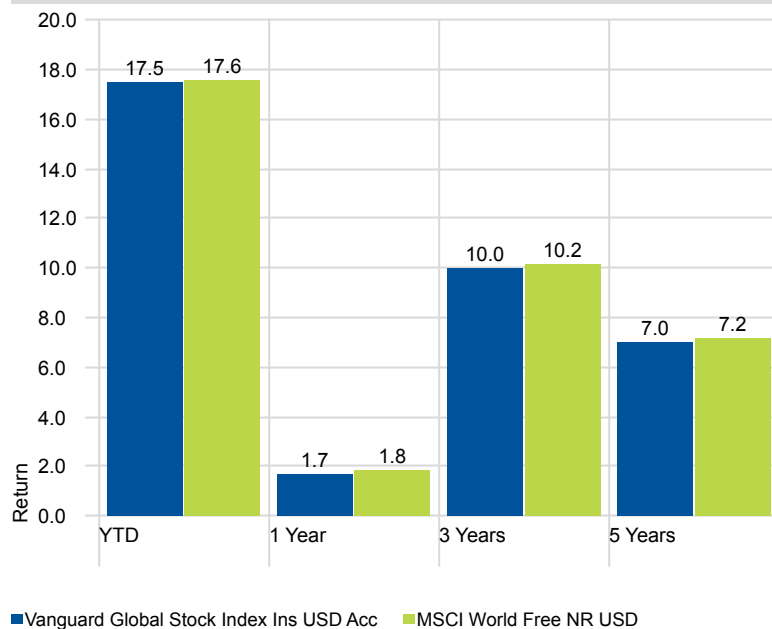


Benchmark: MSCI World Free NR USD

Investment Strategy

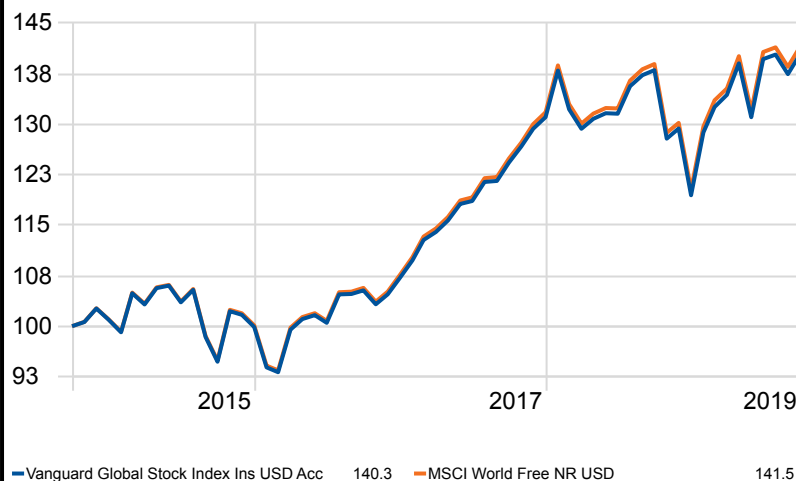
The Fund seeks to provide long-term growth of capital by tracking the performance of the Morgan Stanley Capital International World Free Index (the "Index"), a market-capitalisation-weighted index of common stocks of companies in developed countries. The Fund employs a "passive management" - or indexing - investment strategy designed to track the performance of the Index by investing all, or a representative sample, of the securities that make up the Index, holding each stock in approximate proportion to its weighting in the Index.

Returns



Investment Growth

Time Period: 01/10/2014 to 30/09/2019



Top 10 Holdings

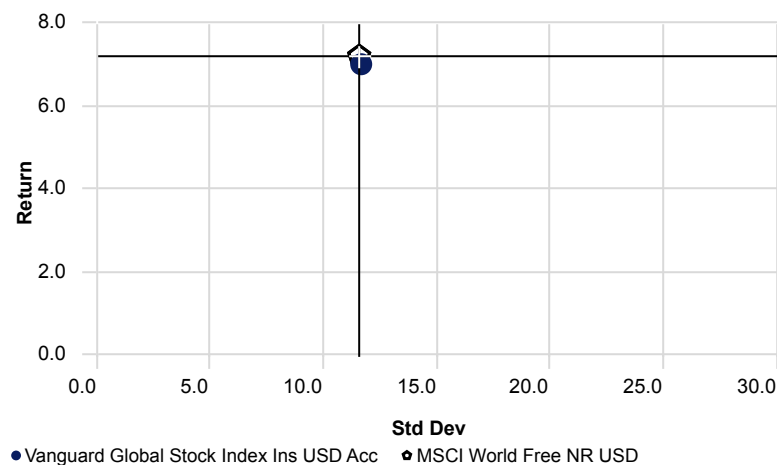
Company	Portfolio Weighting %
Microsoft Corp	2.48
Apple Inc	2.38
Amazon.com Inc	1.84
Facebook Inc A	1.10
Alphabet Inc Class C	0.92
JPMorgan Chase & Co	0.88
Alphabet Inc A	0.88
Nestle SA	0.85
Johnson & Johnson	0.84
Visa Inc Class A	0.78

Risk Statistics

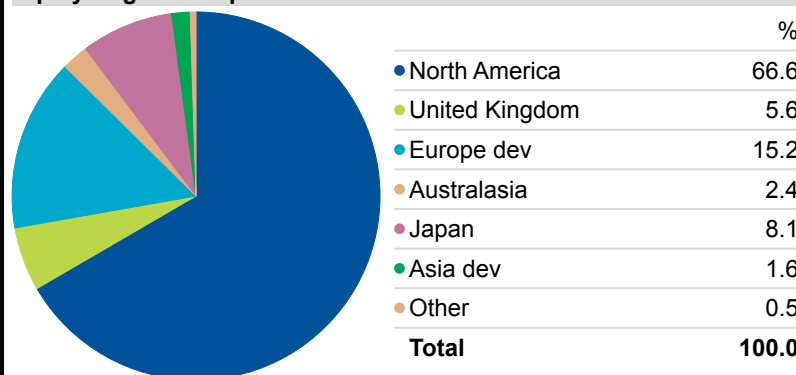
Metric	5 Years
Alpha	-0.17
Beta	1.00
R2	100.00
Std Dev	11.64
Sharpe Ratio	0.55
Batting Average	21.67

Risk-Reward

Time Period: 01/10/2014 to 30/09/2019



Equity Regional Exposure



Operations

Firm Name	Vanguard Group (Ireland) Limited
Manager Name	Not Disclosed
Manager Tenure (Years)	
ISIN	IE00B03HD209

Fund Information

Base Currency	US Dollar
Inception Date	04/08/1998
Annual Report Net Expense Ratio	
Morningstar Rating Overall	★★★★★

Fund Statistics

Fund Size	10,335,466,939.00
# of Holdings	1,671
Average Market Cap (mil)	66,765.93
P/E Ratio	17.92

Past performance is no guarantee of future performance. The price of the shares of each Fund and the income received from each Fund may go down as well as up, and investors may not get back the full amount that they invested. Investment in any of the Funds involves risks described in the Funds' prospectus. Currency fluctuations will affect the value of overseas investments.