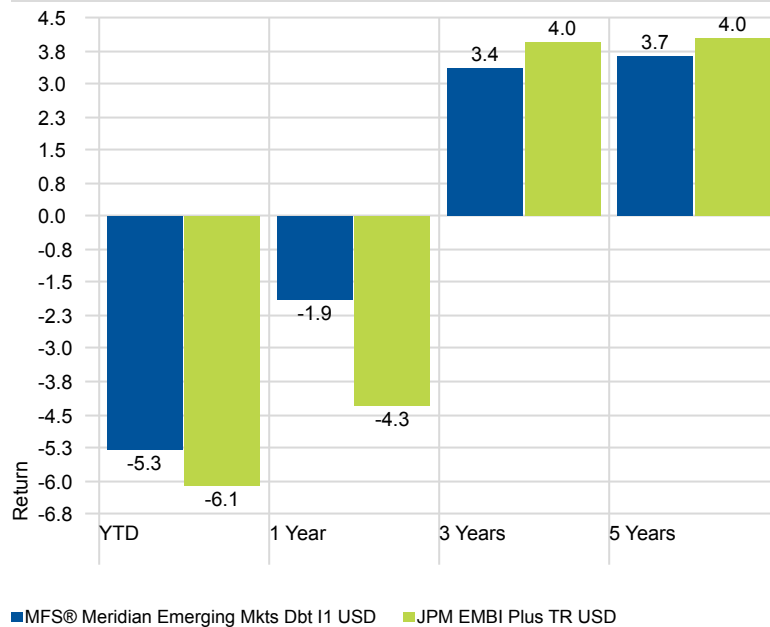


Benchmark: JPM EMBI Plus TR USD

Investment Strategy

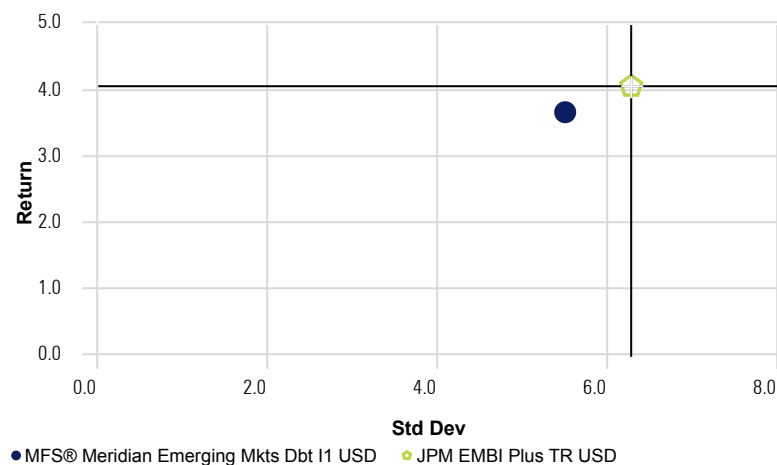
The Fund's objective is total return, measured in U.S. dollars. The Fund invests primarily (at least 70%) in emerging market debt instruments. The Fund generally focuses its investments in U.S. dollar denominated emerging market debt instruments but may also invest in emerging market debt instruments issued in other currencies. Such emerging market countries are located in Latin America, Asia, Africa, the Middle East, and the developing countries of Europe, primarily Eastern Europe. The Fund generally focuses its investments in government and government-related debt instruments but may also invest in corporate debt instruments. The Fund may invest all of its assets in below investment grade debt instruments. The Fund may invest a relatively large percentage of the Fund's assets in a small number of countries and/ or a particular geographic region.

Returns



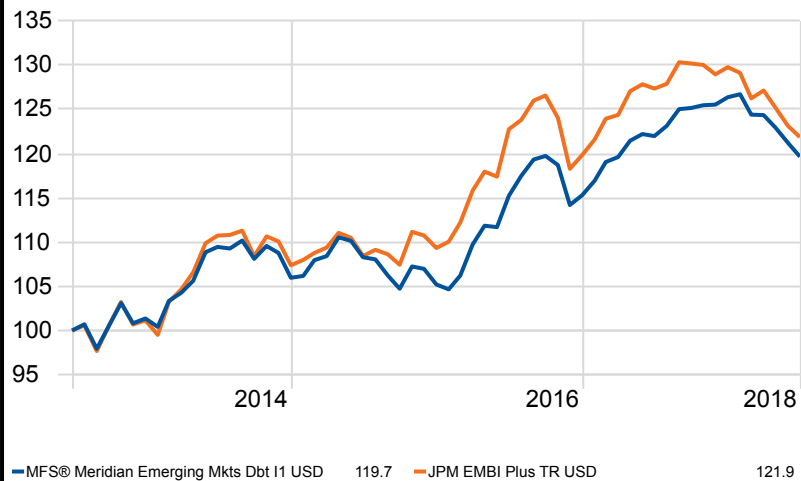
Risk-Reward

Time Period: 01/07/2013 to 30/06/2018



Investment Growth

Time Period: 01/07/2013 to 30/06/2018



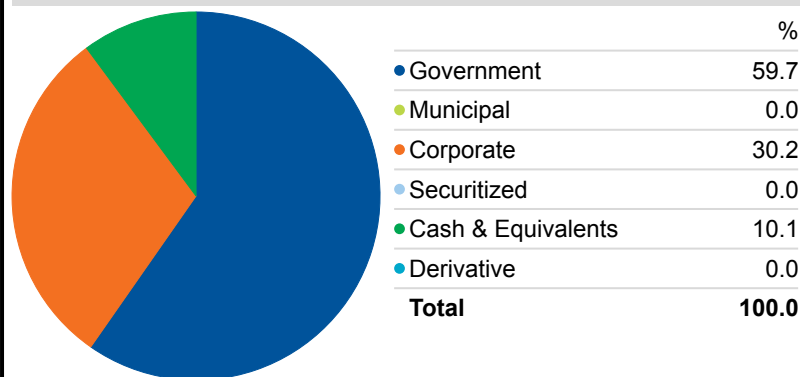
Credit Rating Breakdown

| | |
|-------------|-------|
| AAA % | 3.79 |
| AA % | 4.59 |
| A % | 4.89 |
| BBB % | 30.78 |
| BB % | 22.16 |
| B % | 30.35 |
| B % | 2.04 |
| Not Rated % | 1.40 |

Maturity Breakdown

| | |
|------------|-------|
| 1-3 Yr % | 6.31 |
| 3-5 Yr % | 20.79 |
| 5-7 Yr % | 13.37 |
| 7-10 Yr % | 28.12 |
| 10-15 Yr % | 10.91 |
| 15-20 Yr % | 2.77 |
| 20-30 Yr % | 14.73 |
| 30+ Yr % | 2.31 |

Fixed-Income Sectors



| Operations | | Fund Information | | Fund Statistics | |
|------------------------|--------------------|---------------------------------|------------|------------------------|------------------|
| Firm Name | MFS Meridian Funds | Base Currency | US Dollar | Fund Size | 2,687,802,017.00 |
| Manager Name | Matthew W. Ryan | Inception Date | 23/09/2005 | Average Coupon | 5.69 |
| Manager Tenure (Years) | 19.92 | Annual Report Net Expense Ratio | 0.87 | Average Eff Duration | 6.41 |
| ISIN | LU0219455952 | Morningstar Rating Overall | ★★★★ | Average Credit Quality | BB |

Past performance is no guarantee of future performance. The price of the shares of each Fund and the income received from each Fund may go down as well as up, and investors may not get back the full amount that they invested. Investment in any of the Funds involves risks described in the Funds' prospectus. Currency fluctuations will affect the value of overseas investments.