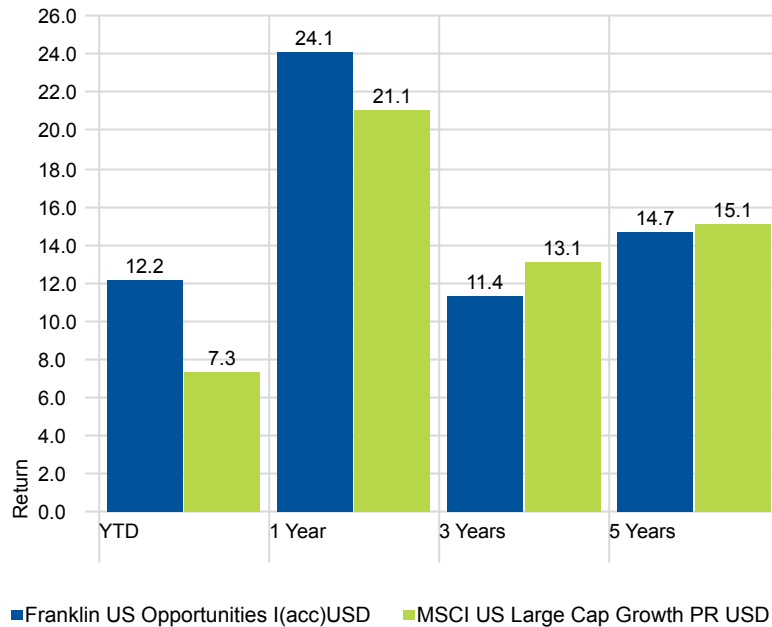


**Benchmark:** MSCI US Large Cap Growth PR USD

## Investment Strategy

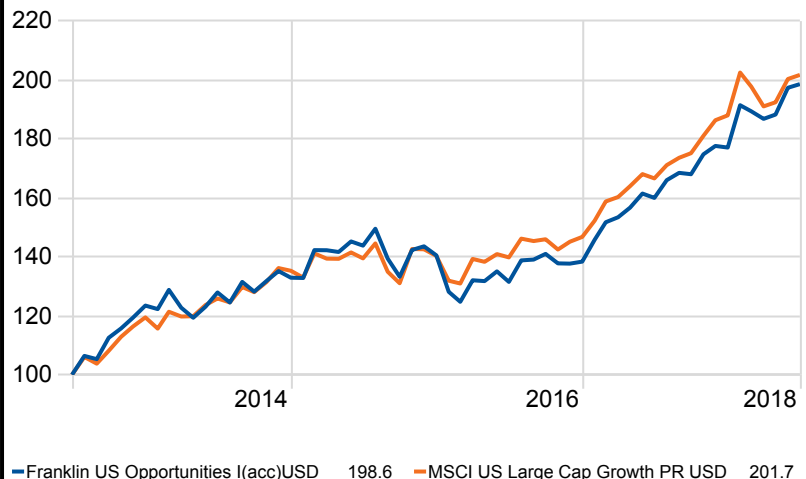
The Fund's investment objective is capital appreciation. The Fund invests principally in equity securities of US companies demonstrating accelerating growth, increasing profitability, or above-average growth or growth potential as compared with the overall economy. The Fund principally invests in small, medium and large-capitalisation companies with strong growth potential across a wide range of sectors.

## Returns



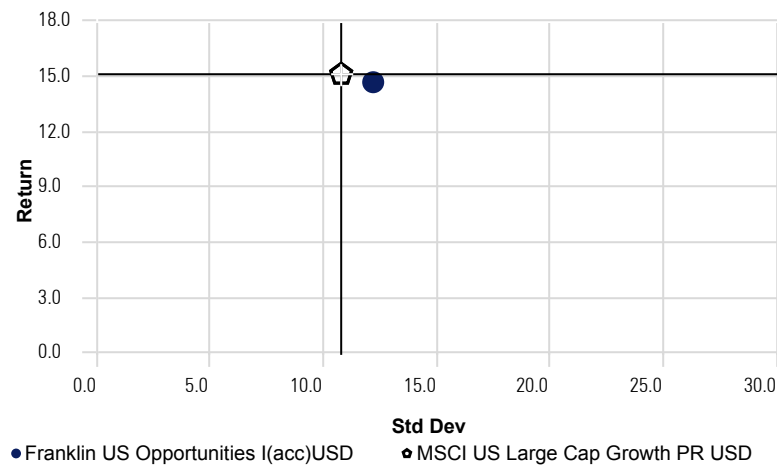
## Investment Growth

Time Period: 01/07/2013 to 30/06/2018



## Risk-Reward

Time Period: 01/07/2013 to 30/06/2018



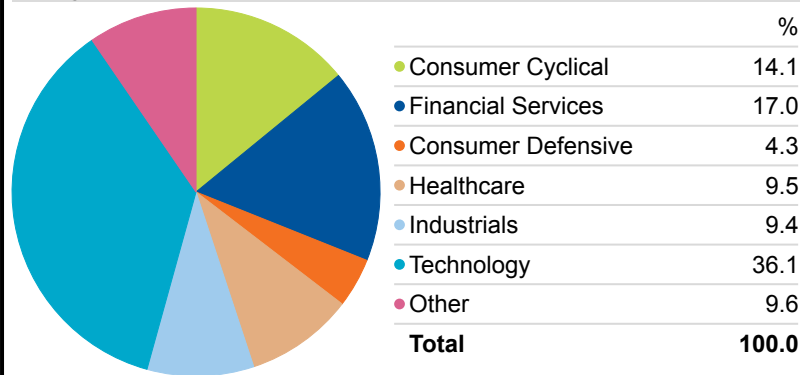
## Top 10 Holdings

| Company                 | Portfolio Weighting % |
|-------------------------|-----------------------|
| Amazon.com Inc          | 7.68                  |
| Apple Inc               | 4.89                  |
| Mastercard Inc A        | 4.88                  |
| Microsoft Corp          | 4.00                  |
| Facebook Inc A          | 3.88                  |
| Visa Inc Class A        | 3.72                  |
| Alphabet Inc A          | 3.43                  |
| UnitedHealth Group Inc  | 2.31                  |
| SBA Communications Corp | 2.25                  |

## Risk Statistics

| Metric          | 5 Years |
|-----------------|---------|
| Alpha           | -0.82   |
| Beta            | 1.05    |
| R2              | 86.31   |
| Std Dev         | 12.18   |
| Sharpe Ratio    | 1.16    |
| Batting Average | 56.67   |

## Equity Sectors



## Operations

|                        |                                                    |
|------------------------|----------------------------------------------------|
| Firm Name              | Franklin Templeton International Services S.à r.l. |
| Manager Name           | Grant Bowers                                       |
| Manager Tenure (Years) | 11.33                                              |
| ISIN                   | LU0195948665                                       |

## Fund Information

|                                 |            |
|---------------------------------|------------|
| Base Currency                   | US Dollar  |
| Inception Date                  | 31/08/2004 |
| Annual Report Net Expense Ratio | 0.96       |
| Morningstar Rating Overall      | ★★★★★      |

## Fund Statistics

|                          |                  |
|--------------------------|------------------|
| Fund Size                | 3,881,289,946.00 |
| # of Holdings            | 92               |
| Average Market Cap (mil) | 85,574.90        |
| P/E Ratio                | 31.46            |

Past performance is no guarantee of future performance. The price of the shares of each Fund and the income received from each Fund may go down as well as up, and investors may not get back the full amount that they invested. Investment in any of the Funds involves risks described in the Funds' prospectus. Currency fluctuations will affect the value of overseas investments.