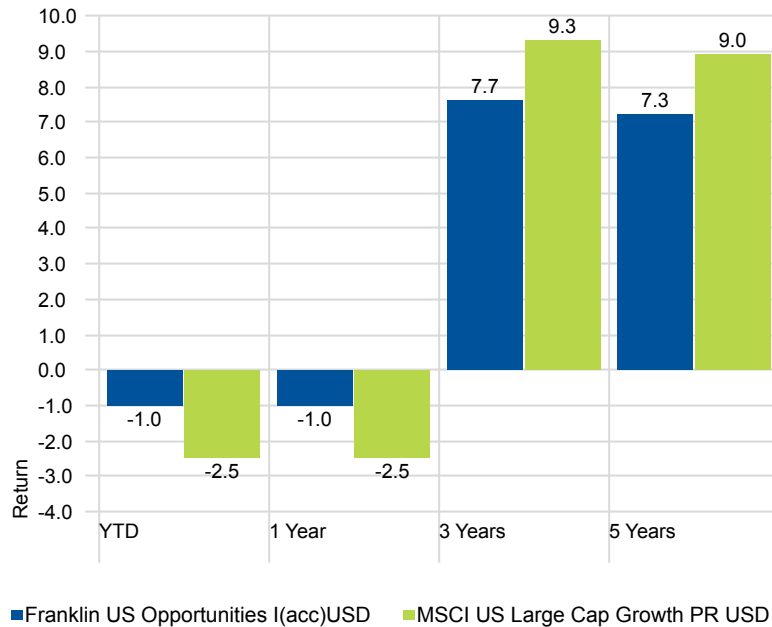


Benchmark: MSCI US Large Cap Growth PR USD

Investment Strategy

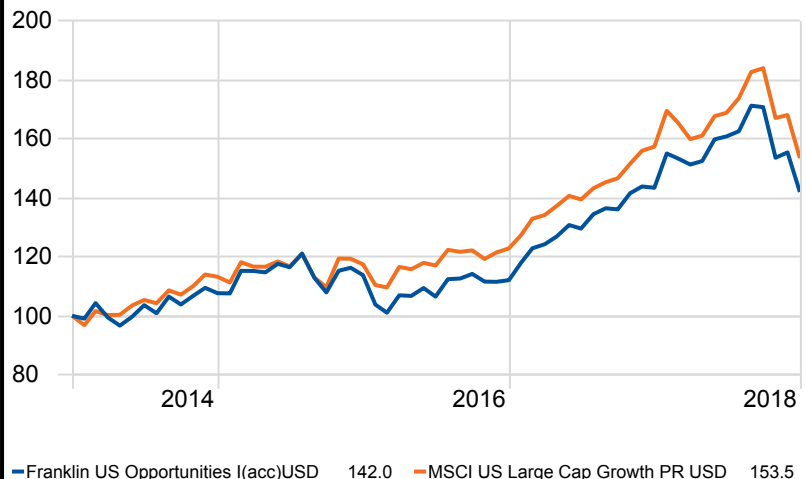
The Fund's investment objective is capital appreciation. The Fund invests principally in equity securities of US companies demonstrating accelerating growth, increasing profitability, or above-average growth or growth potential as compared with the overall economy. The Fund principally invests in small, medium and large-capitalisation companies with strong growth potential across a wide range of sectors.

Returns



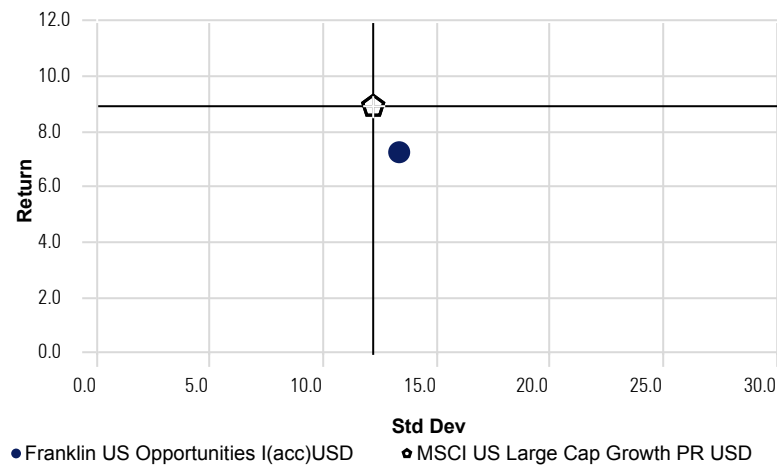
Investment Growth

Time Period: 01/01/2014 to 31/12/2018



Risk-Reward

Time Period: 01/01/2014 to 31/12/2018



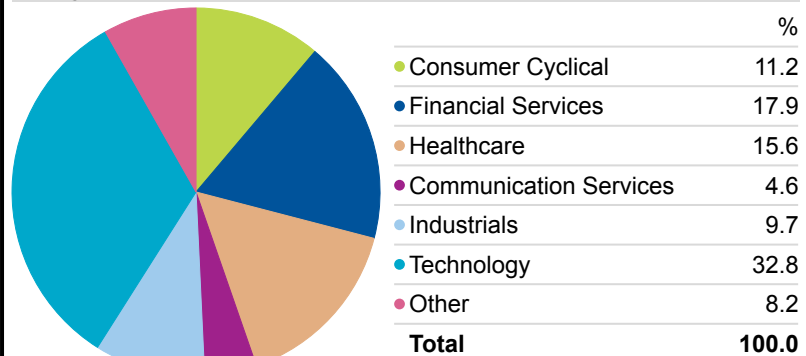
Top 10 Holdings

Company	Portfolio Weighting %
Amazon.com Inc	7.22
Mastercard Inc A	4.98
Microsoft Corp	4.86
Alphabet Inc A	4.08
Visa Inc Class A	3.94
UnitedHealth Group Inc	2.80
Apple Inc	2.74
SBA Communications Corp	2.45
ServiceNow Inc	2.35
Adobe Inc	1.99

Risk Statistics

Metric	5 Years
Alpha	-1.74
Beta	1.04
R2	89.45
Std Dev	13.37
Sharpe Ratio	0.54
Batting Average	53.33

Equity Sectors



Operations

Firm Name	Franklin Templeton International Services S.à r.l.
Manager Name	Grant Bowers
Manager Tenure (Years)	11.83
ISIN	

Fund Information

Base Currency	US Dollar
Inception Date	31/08/2004
Annual Report Net Expense Ratio	0.96
Morningstar Rating Overall	★★★★★

Fund Statistics

Fund Size	3,650,388,271.00
# of Holdings	93
Average Market Cap (mil)	60,825.54
P/E Ratio	27.29

Past performance is no guarantee of future performance. The price of the shares of each Fund and the income received from each Fund may go down as well as up, and investors may not get back the full amount that they invested. Investment in any of the Funds involves risks described in the Funds' prospectus. Currency fluctuations will affect the value of overseas investments.

Information provided by BF&M Investment Services Limited, licensed to conduct Investment Business by the Bermuda Monetary Authority under the Investment Business Act.