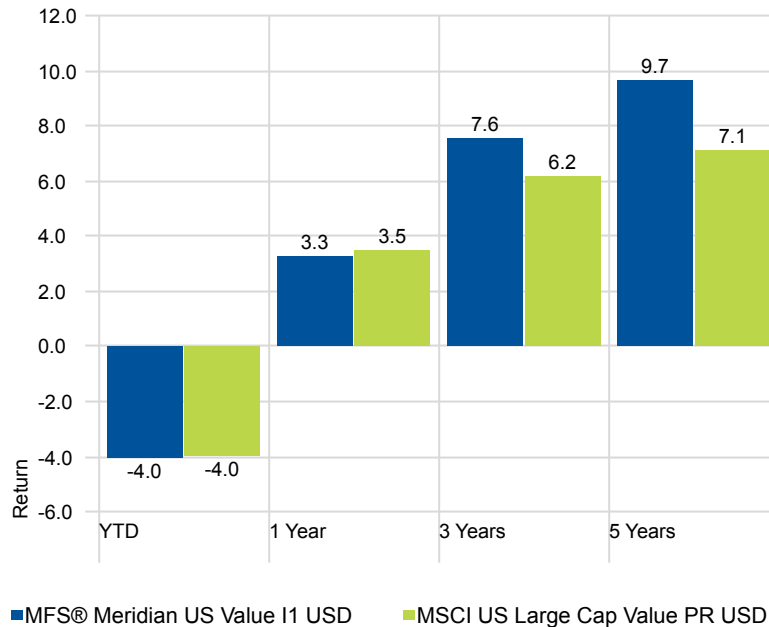


**Benchmark:** MSCI US Large Cap Value PR USD

## Investment Strategy

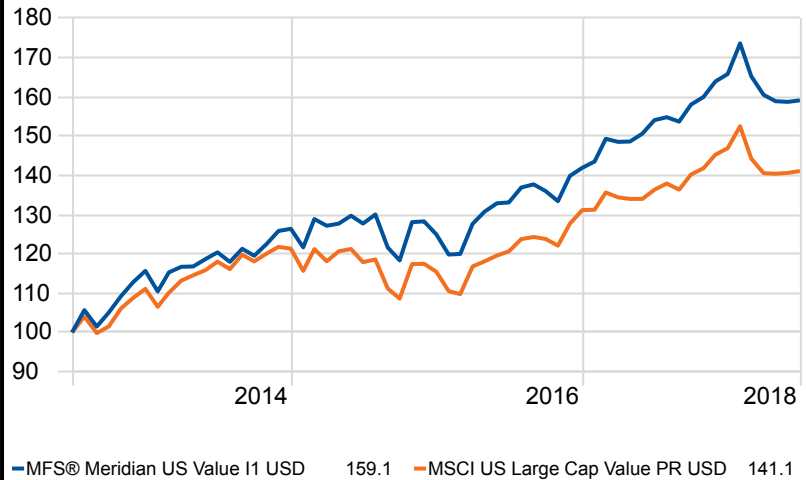
The Fund's objective is capital appreciation, measured in U.S. dollars. The Fund invests primarily (at least 70%) in U.S. equity securities. The Fund may also invest in non-U.S. equity securities. The Fund generally focuses its investments in companies it believes to be undervalued compared to their perceived worth (value companies). The Fund generally focuses its investments in larger companies, but may invest in companies of any size.

## Returns



## Investment Growth

Time Period: 01/07/2013 to 30/06/2018



## Top 10 Holdings

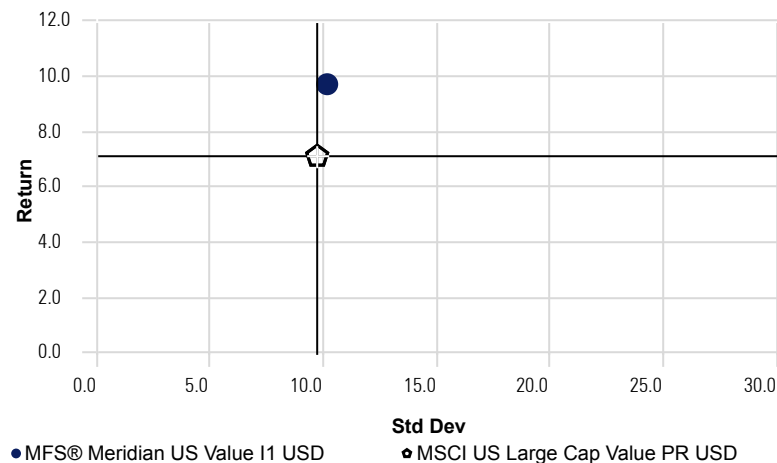
| Company                         | Portfolio Weighting % |
|---------------------------------|-----------------------|
| JPMorgan Chase & Co             | 4.81                  |
| Wells Fargo & Co                | 3.33                  |
| Johnson & Johnson               | 3.29                  |
| Accenture PLC A                 | 2.94                  |
| Honeywell International Inc     | 2.68                  |
| Philip Morris International Inc | 2.55                  |
| Northrop Grumman Corp           | 2.52                  |
| Medtronic PLC                   | 2.49                  |
| Goldman Sachs Group Inc         | 2.35                  |
| Pfizer Inc                      | 2.25                  |

## Risk Statistics

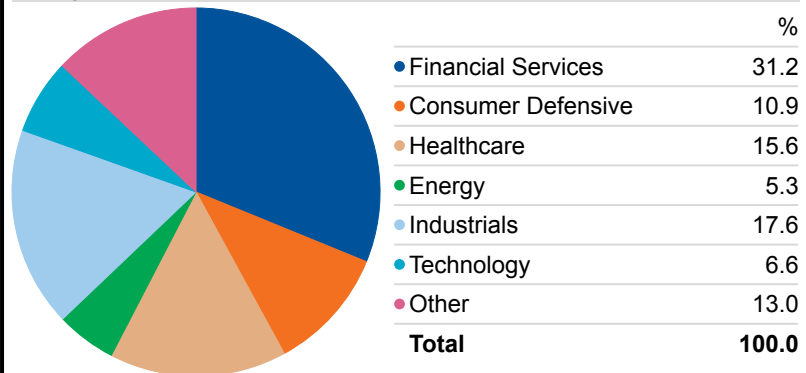
| Metric          | 5 Years |
|-----------------|---------|
| Alpha           | 2.41    |
| Beta            | 1.01    |
| R2              | 92.72   |
| Std Dev         | 10.20   |
| Sharpe Ratio    | 0.92    |
| Batting Average | 61.67   |

## Risk-Reward

Time Period: 01/07/2013 to 30/06/2018



## Equity Sectors



## Operations

|                        |                    |
|------------------------|--------------------|
| Firm Name              | MFS Meridian Funds |
| Manager Name           | Steven R. Gorham   |
| Manager Tenure (Years) | 16.42              |
| ISIN                   | LU0219445649       |

## Fund Information

|                                 |            |
|---------------------------------|------------|
| Base Currency                   | US Dollar  |
| Inception Date                  | 23/09/2005 |
| Annual Report Net Expense Ratio | 0.83       |
| Morningstar Rating Overall      | ★★★★       |

## Fund Statistics

|                          |                  |
|--------------------------|------------------|
| Fund Size                | 1,778,885,819.00 |
| # of Holdings            | 95               |
| Average Market Cap (mil) | 76,000.78        |
| P/E Ratio                | 18.33            |

Past performance is no guarantee of future performance. The price of the shares of each Fund and the income received from each Fund may go down as well as up, and investors may not get back the full amount that they invested. Investment in any of the Funds involves risks described in the Funds' prospectus. Currency fluctuations will affect the value of overseas investments.