

Payden US Dollar Liquidity Acc

Return Date: 31/12/2018

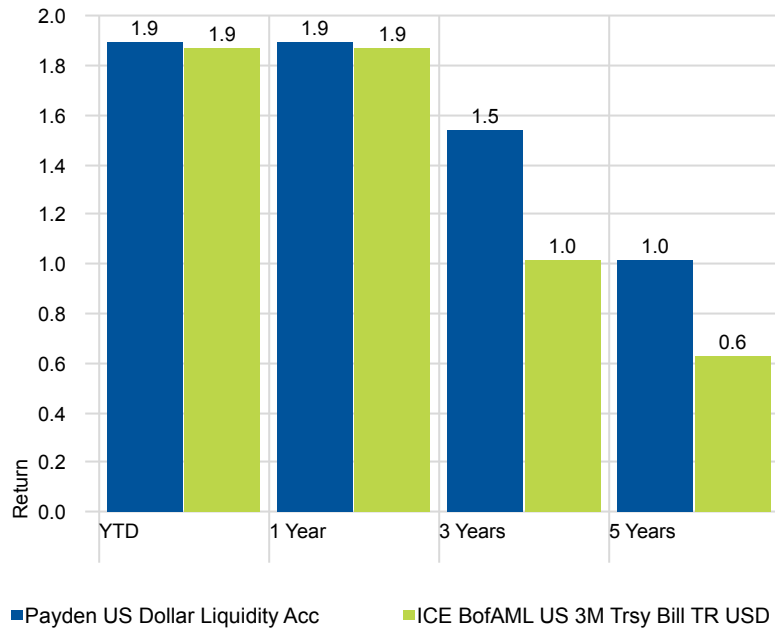


Benchmark: ICE BofAML US 3M Trsy Bill TR USD

Investment Strategy

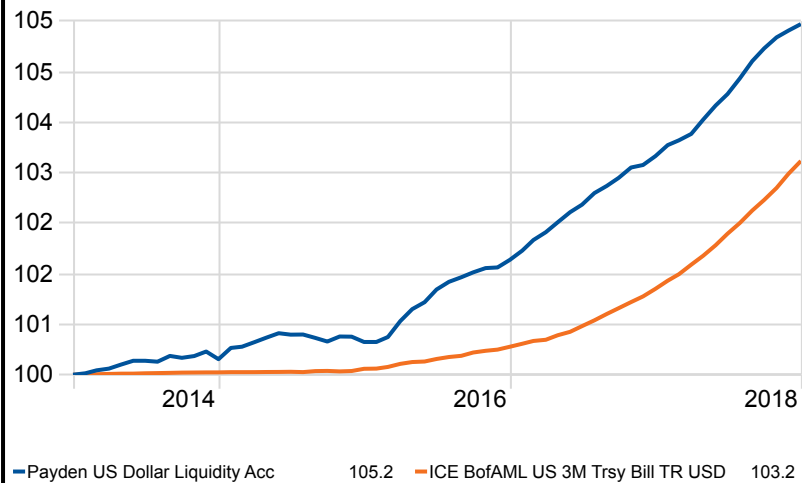
The Payden US dollar Liquidity Enhanced Cash Fund is designed for investors who seek the highest levels of capital safety, credit quality and liquidity.

Returns



Investment Growth

Time Period: 01/01/2014 to 31/12/2018



Top 10 Holdings

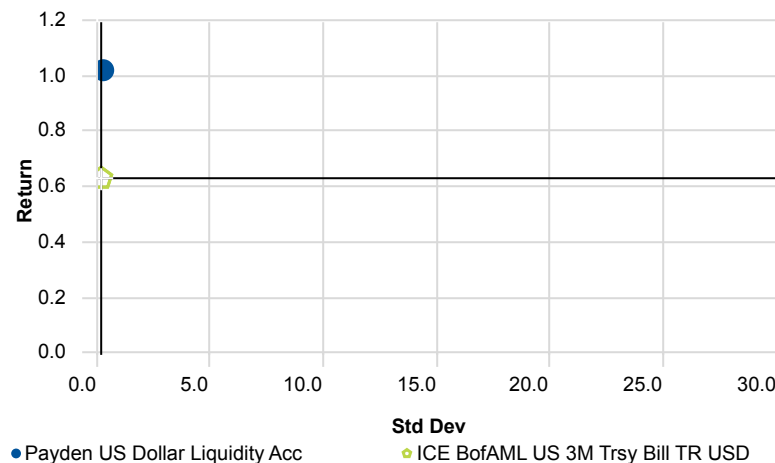
Security	Portfolio Weighting %
United States Treasury Notes 2.43%	5.76
United States Treasury Notes 2.42%	2.74
Federal Farm Credit Banks 2.49%	1.65
United States Treasury Notes 2.62%	1.50
BMW Floorplan Master Owner Trust 2.63%	1.24
Inter-American Investment Corporation 2.52%	1.10
GreatAmerica Leasing Receivables Funding LLC 2.06%	1.02
Santander Drive Auto Receivables Trust 2018-5 3.19%	1.02
DELL EQUIPMENT FINANCE TRUST 3.16%	1.01
Federal Farm Credit Banks 2.55%	0.90

Risk Statistics

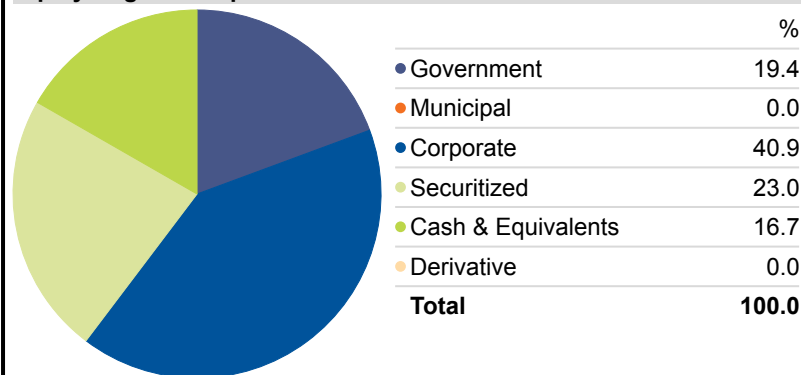
Metric	5 Years
Alpha	0.42
Beta	1.51
R2	8.03
Std Dev	0.28
Sharpe Ratio	1.44
Batting Average	70.00

Risk-Reward

Time Period: 01/01/2014 to 31/12/2018



Equity Regional Exposure



Operations		Fund Information		Fund Statistics	
Firm Name	Payden & Rygel	Base Currency	US Dollar	Fund Size	79,559,151.00
Manager Name	Multiple	Inception Date	06/05/2005	# of Holdings	276
Manager Tenure (Years)	13.67	Annual Report Net Expense Ratio	0.16	Average Market Cap (mil)	
ISIN		Morningstar Rating Overall	★★★★	P/E Ratio	

Past performance is no guarantee of future performance. The price of the shares of each Fund and the income received from each Fund may go down as well as up, and investors may not get back the full amount that they invested. Investment in any of the Funds involves risks described in the Funds' prospectus. Currency fluctuations will affect the value of overseas investments.

Information provided by BF&M Investment Services Limited, licensed to conduct Investment Business by the Bermuda Monetary Authority under the Investment Business Act.