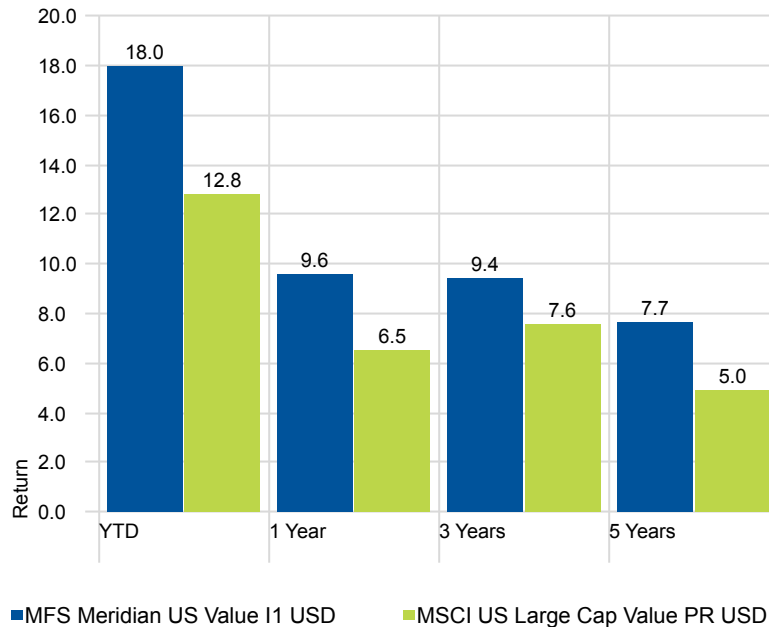


**Benchmark:** MSCI US Large Cap Value PR USD

## Investment Strategy

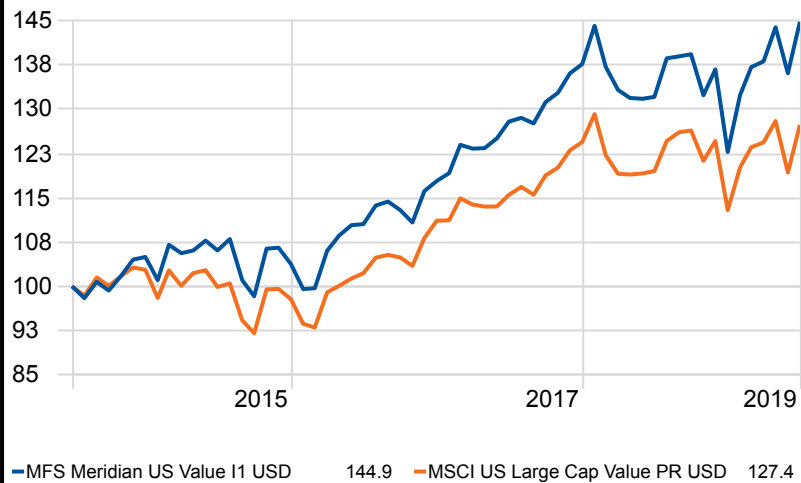
The Fund's objective is capital appreciation, measured in U.S. dollars. The Fund invests primarily (at least 70%) in U.S. equity securities. The Fund may also invest in non-U.S. equity securities. The Fund generally focuses its investments in companies it believes to be undervalued compared to their perceived worth (value companies). The Fund generally focuses its investments in larger companies, but may invest in companies of any size.

## Returns



## Investment Growth

Time Period: 01/07/2014 to 30/06/2019



## Top 10 Holdings

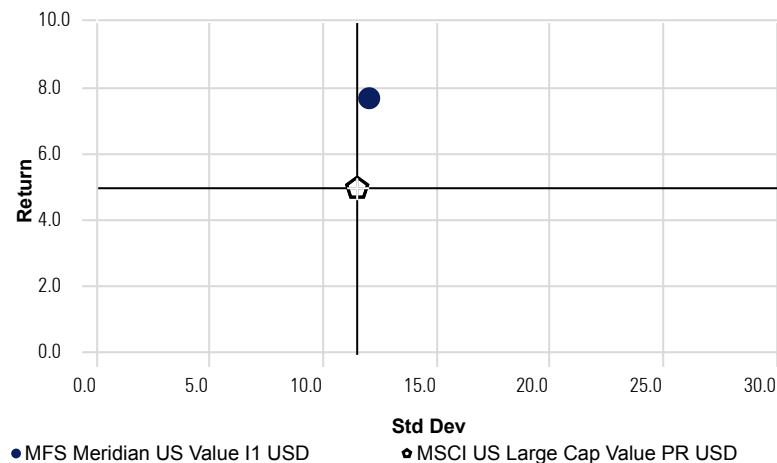
Company	Portfolio Weighting %
JPMorgan Chase & Co	4.55
Johnson & Johnson	3.51
Accenture PLC Class A	3.18
Comcast Corp Class A	2.97
Medtronic PLC	2.75
Honeywell International Inc	2.66
Northrop Grumman Corp	2.41
Pfizer Inc	2.39
Aon PLC	2.38
The Travelers Companies Inc	2.16

## Risk Statistics

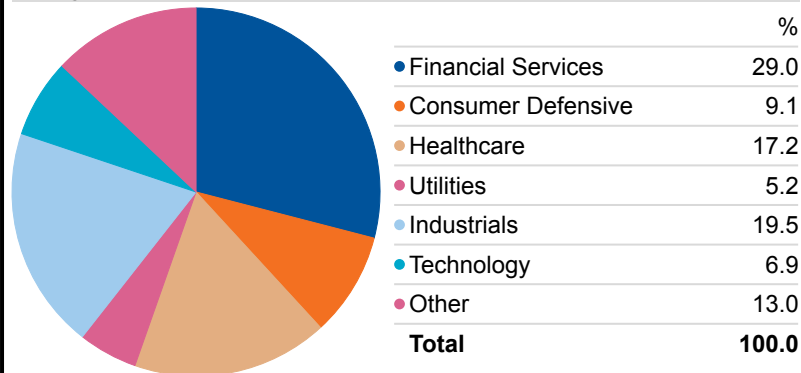
Metric	5 Years
Alpha	2.55
Beta	1.02
R2	95.27
Std Dev	12.05
Sharpe Ratio	0.60
Batting Average	63.33

## Risk-Reward

Time Period: 01/07/2014 to 30/06/2019



## Equity Sectors



## Operations

Firm Name	MFS Meridian Funds
Manager Name	Steven R. Gorham
Manager Tenure (Years)	17.42
ISIN	LU0219445649

## Fund Information

Base Currency	US Dollar
Inception Date	23/09/2005
Annual Report Net Expense Ratio	0.83
Morningstar Rating Overall	★★★

## Fund Statistics

Fund Size	1,537,218,049.00
# of Holdings	90
Average Market Cap (mil)	76,121.46
P/E Ratio	17.31

Past performance is no guarantee of future performance. The price of the shares of each Fund and the income received from each Fund may go down as well as up, and investors may not get back the full amount that they invested. Investment in any of the Funds involves risks described in the Funds' prospectus. Currency fluctuations will affect the value of overseas investments.