

30 September 2020

Objective

The Fund will seek to maximise total return, consistent with the preservation of capital, by investing primarily in a portfolio of investment-grade debt securities, both fixed and floating rate.

Investment Features

The Fund currently invests in debt securities which include, but will not be limited to, issuers from the US, Canada, Australia, New Zealand, Europe (including both EU and non-EU member states) and Japan, and aims to outperform bank deposits.

Fund Highlights

- » Fund will invest primarily in debt securities that are considered investment grade
- » More than 30 years experience of managing short-term institutional cash and US Treasury accounts
- » Global markets experience

OVERALL MORNINGSTAR RATING™¹

OVERALL: ★★★★★

CATEGORY: USD DIVERSIFIED BOND - SHORT TERM

FUND DESCRIPTION FOR USD - ACCUMULATING CLASS

ISIN NUMBER	IE00B07QVV83
SEDOL NUMBER	B07QVV8
TICKER	PAYGLUA ID
FUND SHARE CLASS INCEPTION	29 Jun 2007
IRISH STOCK EXCHANGE LISTED	Yes
UCITS COMPLIANT	Yes
LIQUIDITY	Daily
HEDGED	N/A
MINIMUM INVESTMENT*	\$1,000,000
OVERALL FUND AUM	\$252.5 Million
TOTAL PAYDEN ENHANCED CASH STRATEGY AUM <i>(as of 30 September 2020)</i>	\$38.1 Billion

Performance² (Percent, Net of Fees)

* The minimum initial investment can be reduced at the Directors' discretion.

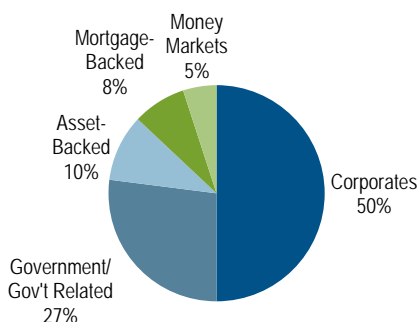
	1 MONTH	3 MONTH	YTD	1 YEAR	3 YEARS	5 YEARS	10 YEARS	INCEPTION 29 JUN 2007
PAYDEN US DOLLAR LIQUIDITY FUND – USD	0.04	0.36	1.63	2.22	2.28	1.85	1.22	1.05
ICE BOFA 3-MONTH TREASURY BILL INDEX	0.01	0.04	0.64	1.10	1.69	1.20	0.64	0.84

Calendar-Year Returns (Percent, Net of Fees)

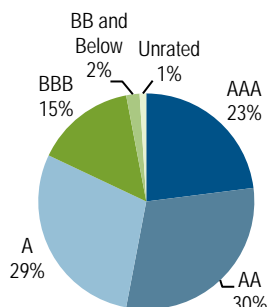
	2019	2018	2017	2016	2015	2014	2013	2012	2011	2010
PAYDEN US DOLLAR LIQUIDITY FUND – USD	3.00	1.90	1.51	1.21	0.26	0.23	0.17	1.59	0.64	0.53
ICE BOFA 3-MONTH TREASURY BILL INDEX	2.28	1.87	0.86	0.33	0.05	0.04	0.07	0.11	0.10	0.13

Portfolio Characteristics

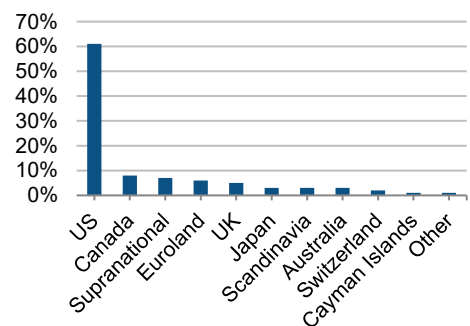
Sector Allocation



Credit Allocation



Country Allocation



Investment Manager

Payden & Rygel has served the needs of institutional and individual investors for over a quarter century. We offer a full array of investment strategies and products, including fixed income, equity, balanced, and absolute return portfolios, to a varied global client base. While we have grown and expanded our strategies since our inception, we are committed to our mission of providing customized investment management services focusing on each client's specific needs and objectives.

Offices: London, Milan, Los Angeles & Boston

Founded: 1983

Assets Under Management: \$133 Billion

As of 30 September 2020

For more information, please contact

Sandra Nobrega

Senior Fund Administrator

+44 20 7621 3003

snobrega@payden.com

Jodie A. Steppel

Senior Fund Administrator

+44 20 7621 3011

jsteppel@payden.com

London Office

+44 20 7621 3000

paydenucits@payden.com

FUND ANALYTICS

YIELD TO MATURITY	0.44%
EFFECTIVE DURATION (YEARS)	0.6
AVERAGE FUND CREDIT RATING	AA-
NUMBER OF ISSUERS	161

EXPENSES

MANAGEMENT FEE	0.10%
MAXIMUM TOTAL EXPENSE RATIO (TER) CAPPED AT	0.16%
INITIAL CHARGE	NONE
REDEMPTION FEE	NONE

PORTFOLIO MANAGEMENT

	Years of Experience
Mary Beth Syal, CFA	35
Amy K. Marshall, CFA	8

AVAILABLE CURRENCY SHARE CLASSES

CURRENCY	ISIN	TICKER	HEDGED
USD Accumulating	IE00B07QVV83	PAYGLUA ID	N/A

¹ For each fund with at least a three-year history, Morningstar calculates a Morningstar Rating based on a Morningstar Risk-Adjusted Return measure that accounts for variation in a fund's monthly performance (including the effects of sales charges, loads, and redemption fees), placing more emphasis on downward variations and rewarding consistent performance. The top 10% of funds in each category receive 5 stars, the next 22.5% receive 4 stars, the next 35% receive 3 stars, the next 22.5% receive 2 stars and the bottom 10% receive 1 star. The Overall Morningstar Rating for a fund is derived from a weighted average of the performance figures associated with its three-, five- and 10-year (if applicable) Morningstar Rating metrics.

© 2017 Morningstar, Inc. All rights reserved. The information contained herein: (1) is proprietary to Morningstar and/or its content providers; (2) may not be copied or distributed; and (3) is not warranted to be accurate, complete, or timely. Neither Morningstar nor its content providers are responsible for any damages or losses arising from any use of this information. Past performance is no guarantee of future results.

² Returns less than one year are not annualised.

This material has been prepared by Payden & Rygel Global Limited, a company authorised and regulated by the Financial Conduct Authority. It is directed exclusively at professional investors or eligible parties and counterparties as defined by the rules of the Financial Conduct Authority and is not intended for use by retail investors. Suitability of the investment is the responsibility of the investor, no assurance can be given that the stated investment objectives will be achieved and the value of investments may fall as well as rise. This information does not constitute an invitation or offer to subscribe for or purchase any of the products mentioned which will only be accepted on the basis of the relevant prospectus.

The law may restrict distribution of this information in certain jurisdictions, therefore, persons into whose possession this message comes should inform themselves about and observe any such restrictions.