

Benchmark: Bloomberg US Treasury Bill 1-3 M TR USD

Monthly Returns - GIA

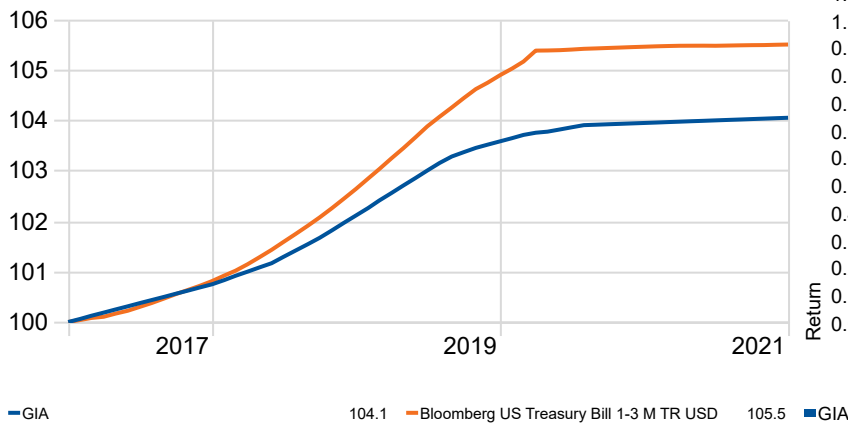
| | Jan | Feb | Mar | Apr | May | Jun | Jul | Aug | Sep | Oct | Nov | Dec | Year |
|------|------|------|------|------|------|------|------|------|------|------|------|------|------|
| 2021 | 0.01 | 0.01 | 0.01 | 0.01 | 0.01 | 0.01 | 0.01 | 0.01 | 0.01 | 0.01 | 0.01 | 0.01 | 0.10 |
| 2020 | 0.06 | 0.06 | 0.04 | 0.02 | 0.04 | 0.04 | 0.04 | 0.01 | 0.01 | 0.01 | 0.01 | 0.01 | 0.35 |
| 2019 | 0.15 | 0.15 | 0.15 | 0.15 | 0.15 | 0.15 | 0.15 | 0.13 | 0.08 | 0.08 | 0.06 | 0.06 | 1.45 |
| 2018 | 0.08 | 0.08 | 0.08 | 0.08 | 0.08 | 0.13 | 0.12 | 0.13 | 0.13 | 0.15 | 0.15 | 0.15 | 1.36 |
| 2017 | 0.06 | 0.06 | 0.06 | 0.06 | 0.06 | 0.06 | 0.06 | 0.06 | 0.06 | 0.06 | 0.06 | 0.06 | 0.75 |

Trailing Returns

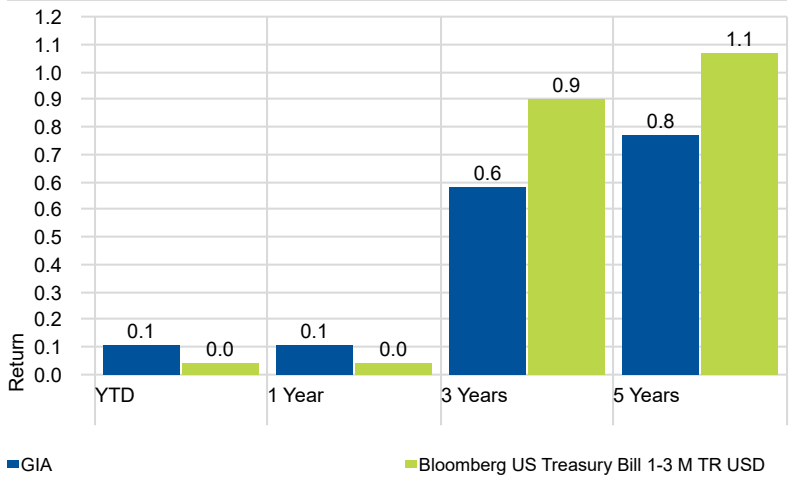
| | 1 Month | 3 Month | 6 Month | YTD | 1 Year | 2 Years | 3 Years | 5 Years | 10 Years | 15 Years | |
|---|---------|---------|---------|------|--------|---------|---------|---------|----------|----------|------|
| GIA (Gross) | | | | | | | | | | | |
| GIA (Net) | | 0.01 | 0.03 | 0.05 | 0.10 | 0.10 | 0.23 | 0.63 | 0.80 | 0.80 | 1.43 |
| Bloomberg US Treasury Bill 1-3 M TR USD | | 0.00 | 0.01 | 0.02 | 0.04 | 0.04 | 0.29 | 0.93 | 1.08 | 0.58 | 0.84 |

Investment Growth

Time Period: 01/01/2017 to 31/12/2021

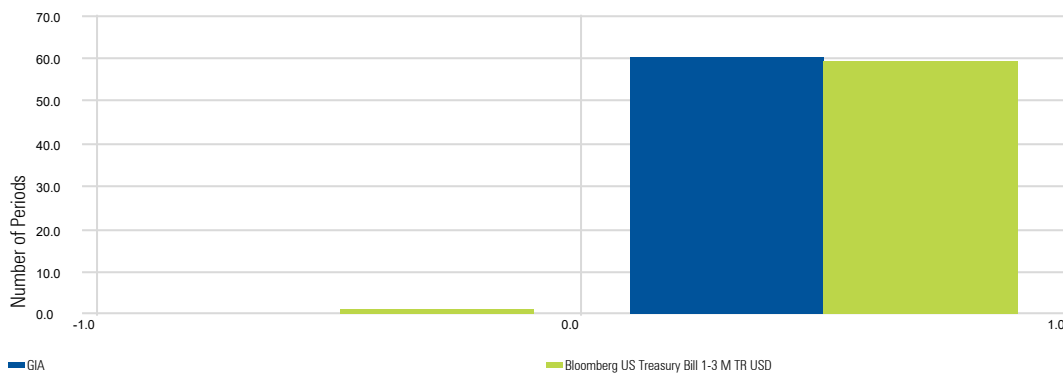


Returns



Return Distribution

Time Period: 01/01/2017 to 31/12/2021



Risk Statistics

5 Years

| | |
|-----------------|--|
| Alpha | |
| Beta | |
| R2 | |
| Std Dev | |
| Sharpe Ratio | |
| Batting Average | |

Fund Information

| | |
|----------------|------------|
| Base Currency | US Dollar |
| Inception Date | 31/12/1999 |

Past performance is no guarantee of future performance. The price of the shares of each Fund and the income received from each Fund may go down as well as up, and investors may not get back the full amount that they invested. Investment in any of the Funds involves risks described in the Funds' prospectus. Currency fluctuations will affect the value of overseas investments.

Information provided by BF&M Investment Services Limited, licensed to conduct Investment Business by the Bermuda Monetary Authority under the Investment Business Act.