

Payden US Dollar Liquidity Acc

Return Date: 30/09/2019

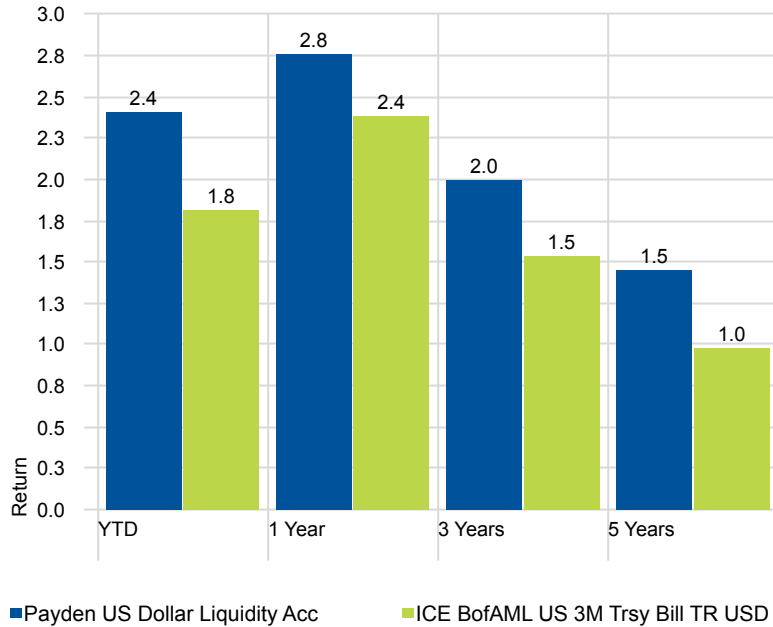


Benchmark: ICE BofAML US 3M Trsy Bill TR USD

Investment Strategy

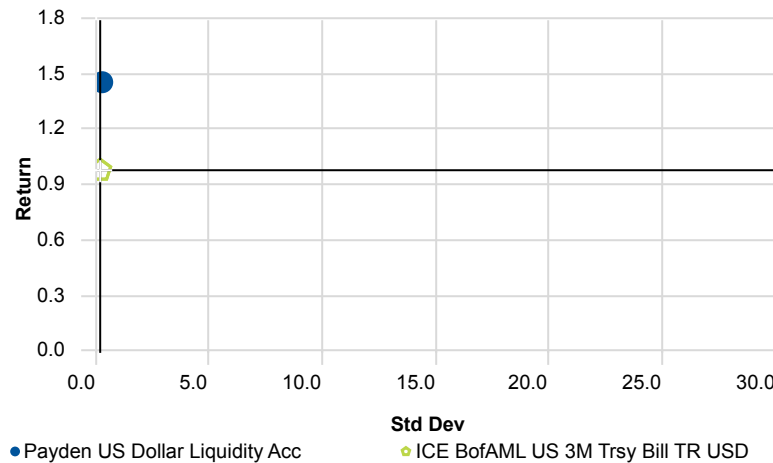
The Payden US dollar Liquidity Enhanced Cash Fund is designed for investors who seek the highest levels of capital safety, credit quality and liquidity.

Returns



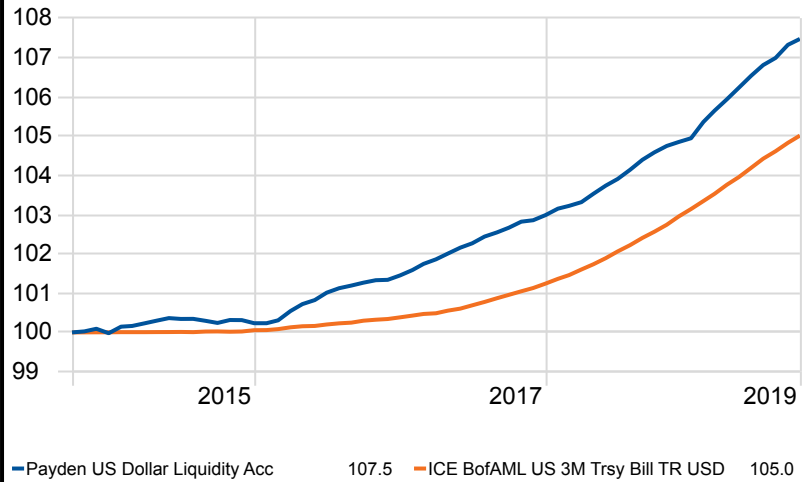
Risk-Reward

Time Period: 01/10/2014 to 30/09/2019



Investment Growth

Time Period: 01/10/2014 to 30/09/2019



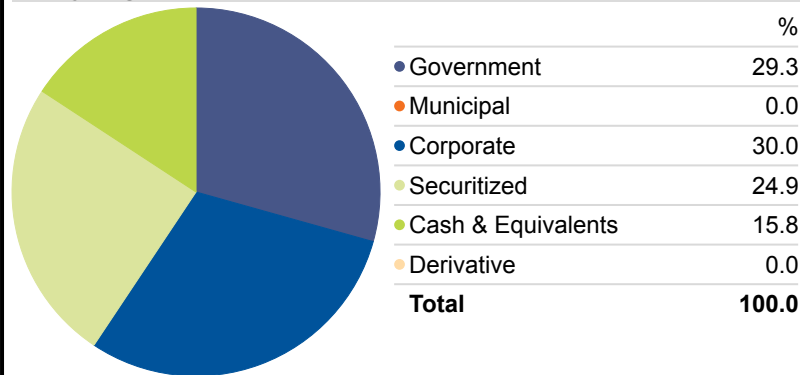
Top 10 Holdings

Security	Portfolio Weighting %
United States Treasury Bills	6.34
United States Treasury Bills	3.26
DELL EQUIPMENT FINANCE TRUST 3.37%	3.00
BMW Floorplan Master Owner Trust 3.15%	2.76
United States Treasury Notes 1.75%	2.74
United States Treasury Notes 2.07%	2.73
United States Treasury Notes 2%	2.72
Ford Credit Floorplan Master Owner Trust A 3.52%	2.26
Verizon Owner Trust 1.92%	2.15
Westar Medical Office Building LP 3.41%	1.10

Risk Statistics

Metric	5 Years
Alpha	0.48
Beta	1.37
R2	8.96
Std Dev	0.35
Sharpe Ratio	1.70
Batting Average	71.67

Equity Regional Exposure



Operations		Fund Information		Fund Statistics	
Firm Name	Payden & Rygel	Base Currency	US Dollar	Fund Size	183,525,905.00
Manager Name	Multiple	Inception Date	06/05/2005	# of Holdings	297
Manager Tenure (Years)	14.42	Annual Report Net Expense Ratio	0.16	Average Market Cap (mil)	
ISIN	IE00B07QVV83	Morningstar Rating Overall	★★★	P/E Ratio	

Past performance is no guarantee of future performance. The price of the shares of each Fund and the income received from each Fund may go down as well as up, and investors may not get back the full amount that they invested. Investment in any of the Funds involves risks described in the Funds' prospectus. Currency fluctuations will affect the value of overseas investments.

Information provided by BF&M Investment Services Limited, licensed to conduct Investment Business by the Bermuda Monetary Authority under the Investment Business Act.